



NORTH BAY POLICE SERVICES BOARD

135 Princess Street W., P.O. Box 717, North Bay, ON, P1B 8J8



OPEN SESSION AGENDA

January 17, 2023 @ 0900 hours

- | | |
|--|----------|
| 1. Approval of Agenda | Chair |
| 2. Approval of Minutes of Open Session – December 20, 2022 | Chair |
| 3. Business Arising | Chief |
| 4. Correspondence - NIL | Chief |
| 5. Contingency Requests - NIL | Chief |
| 6. Taxi License Applications for Dec/2022 – NIL | Chief |
| 7. Presentation – Alertable | Chief |
| 8. Reports | Chief |
| • Chief's Personal Expenses – 4 th Qtr. 2022 | |
| • Chief and Deputy Chief Monthly Activity November | Chief/DC |
| 9. Monthly Operations Reports | Chief |
| • Monthly Calls Generated & Dispatched | |
| • Mental Health Related Calls for Service | |
| • Domestic Related Calls for Service | |
| • Monthly Patrol Workload | |
| • Monthly Crime Report | |
| 10. Association Report | NBPA Rep |
| 11. Adjournment | Chair |



**MINUTES OF OPEN MEETING
North Bay Police Services Board
December 20, 2022**

Present:

Board Members: Rich Stivrins, Chair
Patricia Cliche, Vice-Chair, Peter Chirico, William Hagborg, Maggie Horsfield
Police Service: Chief Scott Tod, Deputy Chief Michael Daze
Executive Asst.: Tina Chapman
Regrets: Tom Gervais, Min. Rep.
Guest: Kelly McKenzie

Call to Order

The Chair, Rich Stivrins, called the meeting to order at 0910 hours. He welcomed the media to the open session meeting.

Approval of Agenda

Resolution: #156-2022

Moved by: William Hagborg, Seconded by: Maggie Horsfield

The North Bay Police Services Board hereby resolves to:

"Accept the Agenda as presented for the Open Meeting held on December 20, 2022".

Carried

Approval of Minutes

Resolution: #157-2022

Moved by: Patricia Cliche, Seconded by: Peter Chirico

The North Bay Police Services Board hereby resolves to:

"Adopt the minutes of the Open Meeting held on October 27, 2022".

Carried

Correspondence

Resolution #158-2022

Moved by: Maggie Horsfield, Seconded by: Patricia Cliche

The North Bay Police Services Board hereby resolves to:

"Note and file correspondence received".

Carried

The Chief reviewed correspondence received since the last Board meeting. He was appreciative of the many accolades that he and the Board have been sent thanking the North Bay Police Service for their contribution in the community.

Contingency Requests - NIL

Contingency Fund Donation Presentations

Five non-profit organizations in the North Bay and surrounding area were each presented with a \$1000.00 donation from the North Bay Police Services Board's contingency fund. Those in attendance were: Geoff Richardson and Tracy Sloan from the North Bay Santa Fund, Debbie Marson from the North Bay Food Bank, Dennis Chippa from the Gathering Place, Susan Rinneard from the Crisis Centre North Bay and Major Stephanie Watkinson from the Salvation Army.

Chief Tod thanked the organizations for their time and effort spent helping the less fortunate citizens of North Bay and area.

Taxi License Applications – NIL

Chief and Deputy Chief Monthly Activity

The Chief and Deputy Chief reviewed their activities throughout the area representing the NBPS for the months of October and November, 2022.

Monthly Operations Reports

The Chief reviewed the following monthly reports: Monthly Calls for Service Generated and Dispatched, Mental Health Related Calls for Service, Domestic Related Calls for Service, Weekly Crime Reports, and Monthly Patrol Workload Analysis.

North Bay Police Association

Nothing to report

Adjournment

Resolution: #159-2022

Moved by: William Hagborg, Seconded by: Patricia Cliche

The North Bay Police Services Board hereby resolves to:

"Adjourn the Open portion of the meeting held on December 20, 2022 at 0934 hours."

Carried

Chair December 20, 2022

Executive Assistant



North Bay Police Service

Scott Tod
Chief of Police

P.O. Box 717, 135 Princess Street West, North Bay, ON P1B 8J8
705-497-5555 Fax 705-497-5591 www.northbaypolice.ca

Michael Dazé
Deputy Chief of Police



North Bay Police Service

Scott Tod
Chief of Police

P.O. Box 717, 135 Princess Street West, North Bay, ON P1B 8J8
705-497-5555 FAX 705-497-5591
northbaypolice.ca

Michael Dazé
Deputy Chief of Police

Board Report

Date of Report: January 09, 2023
Date of Meeting: January 17, 2023

Chair Mr. Richard Stivrins and members of the
North Bay Police Services Board

Subject: Chief's Monthly Activity Report – Month of December 2022

Recommendation: Information Item

The following are items of interest and special events that I represented the North Bay Police Service during the month of December 2022, and do not merit separate reporting:

01 December - Attend Ceremony for World Aids day – North Bay Museum

02 December – meet with delegation from Grande Prairie AB for discussion on stand-alone policing in a municipal governance model

08 Decemebr – presentation by Mr. Rick Arter – Alertable

09 December – attend Ontario Police College for graduation March Past

10 December - attend 22 Wing Commander's Winter Social

21 December – attend the 25th Anniversary celebration for Victim Services of Nipissing District

I invite any comments or questions from the Board.

Sincerely,

Scott Tod
Chief of Police



North Bay Police Service

P.O. Box 717, 135 Princess Street West, North Bay, ON P1B 8J8
705-497-5555 FAX 705-497-5591
northbaypolice.ca

Scott Tod
Chief of Police

Michael Dazé
Deputy Chief of Police

Board Report

Date of Report: January 6th, 2023
Date of Meeting: January 17th, 2023

Chair Mr. R. Stivrins and members of the North Bay Police Services Board

Subject: Deputy Chief Monthly Activity Report – Month of December 2022

Recommendation: Information Item

The following are items of interest and special events that I represented the North Bay Police Service:

01Dec22 – Participated in the Ontario Association of Chiefs of Police (OACP) – Alcohol and Gaming Committee as a Committee Member

06Dec22 – 07Dec22

Attended the Ontario Police Information Technology Cooperative (OPTIC) Annual General Meeting as a Director on the Board

19Dec22 and 22Dec22 – Participated on interview panel for internal positions for the North Bay Police Wellness Program

Respectfully,
Michael Dazé
Deputy Chief of Police



North Bay Police Service

Scott Tod
Chief of Police

P.O. Box 717, 135 Princess Street West, North Bay, ON P1B 8J8
705-497-5555 Fax 705-497-5591 www.northbaypolice.ca

Michael Dazé
Deputy Chief of Police

Board Report

Date of Report: 09 January, 2023
Date of Meeting: 17 January, 2023

Chair Richard Stivrins and members of the
North Bay Police Services Board

Subject: Personal Expenses – 4th Quarter 2022 - Chief of Police

Recommendation: That the Board hereby resolves to, "Acknowledge receipt of the Chief's personal expenses, related to his position, for October, November and December 2022"

Board By-law #05/01 directs the Chief of Police to submit personal expenses to the Board on a Quarterly basis. The expenses reported on should include credit card invoices and per diem expenses. Attached are NBPS Expense reports outlining expenses for the dates stated. The table below breaks out the expenditures incurred.

Date	Comments	Accommodations	Per Diem/Other	Mileage/ Air Fare
05 – 07 October	Small & Mid Size Police Chiefs Meeting – SSM ON	689.96	42.00	391.50
17 -21 October	Attend CACP E Crimes committee Meetings – Edmonton AB	8.48.76	287.10	999.68
09 December	Attend OPC March Past – Aylmer ON		32.00	306.00

Sincerely,

W Scott Tod
Chief of Police



North Bay Police Service Expense Report

Employee Name: W. Scott Tod **Employee/Badge #** 5910
Details of Travel, Event or Item: Small and Mid Size Police Meeting in Sault Ste. Marie **Date(s):** 5 to 7 October
Investigation Occurrence # _____

Transportation	Sun	Mon	Tues	Wed	Thurs	Fri	Sat	Total (B)
Total Mileage @ .45 /km				\$195.75		\$195.75		\$391.50
Fuel, Oil, Maintenance								\$0.00
Parking & Tolls								\$0.00
Auto Rental								\$0.00
Taxi,Shuttle,Air,Rail,Bus								\$0.00
Transportation Total	\$0.00	\$0.00	\$0.00	\$195.75	\$0.00	\$195.75	\$0.00	\$391.50
Meals & Lodging								
Hotel, (Including Parking, etc)						\$689.96		\$689.96
Breakfast \$12 /day								\$0.00
Lunch \$21.00 /day				\$21.00		\$21.00		\$42.00
Dinner \$32.00 /day								\$0.00
Prisoner Meals								\$0.00
Meals & Lodging Total	\$0.00	\$0.00	\$0.00	\$21.00	\$0.00	\$710.96	\$0.00	\$731.96
Miscellaneous								
Daily Training Allowance								\$0.00
Miscellaneous/Other								\$0.00
Registration								\$0.00
*Hospitality/Other(see below)								\$0.00
Miscellaneous Total	\$0.00	\$0.00	\$0.00	\$0.00	\$0.00	\$0.00	\$0.00	\$0.00
Per Day Total (A)	\$0.00	\$0.00	\$0.00	\$216.75	\$0.00	\$906.71	\$0.00	
Column (A) & (B) must cross total						Total Expenses Above:		\$1,123.46
TMAAR Issued		Subtract payment advances:						
Subtract amounts charged to Dept. Visa # 3324								
Subtract amounts charged to Dept. Visa #								
Balance owing to member/ Refund to the North Bay Police Service(\$):								1,123.46
Course Registration to be Invoiced:								

*Explanation of Hospitality/Other Charges:

Crown Bill Back: Y <input type="checkbox"/>		Itemized Receipts required		Additional information required for Crown Bill Back	
Prisoner Name	Location	Occurrence #	Escorting Officers	Warrant #	
Departure Date	Departure Time		Return Date	Return Time	
Odometer Start	Odometer Finish				

Submitted By: _____

Date: _____

Advance Request ☐

Approved by Supervisor: _____

Date: _____

Chief's Office Approval: _____

Date: _____

Revised : 2015-05-23



North Bay Police Service Expense Report

Employee Name: W. Scott Tod

Employee/Badge # 5910

Details of Travel, Event or Item: CACP Ecrimes Committee Meetings - Edmonton

Date(s): 17-21 October 2022

Investigation Occurrence # _____

Transportation	Sun	Mon	Tues	Wed	Thurs	Fri	Sat	Total (B)
Total Mileage @ .45 /km		\$150.30				\$150.30		\$300.60
Fuel, Oil, Maintenance								\$0.00
Parking & Tolls						\$103.85		\$103.85
Auto Rental								\$0.00
Taxi,Shuttle,Air,Rail,Bus		\$63.00				\$53.00		\$116.00
Transportation Total	\$0.00	\$213.30	\$0.00	\$0.00	\$0.00	\$307.15	\$0.00	\$520.45
Meals & Lodging								
Hotel, (Including Parking, etc)						\$848.76		\$848.76
Breakfast \$12 /day			\$12.00	\$12.00		\$12.00		\$36.00
Lunch \$21.00 /day		\$21.00	\$28.10	\$21.00		\$21.00		\$91.10
Dinner \$32.00 /day		\$32.00	\$32.00	\$32.00	\$32.00	\$32.00		\$160.00
Prisoner Meals								\$0.00
Meals & Lodging Total	\$0.00	\$53.00	\$72.10	\$65.00	\$32.00	\$913.76	\$0.00	\$1,135.86
Miscellaneous								
Daily Training Allowance								\$0.00
Miscellaneous/Other								\$0.00
Registration								\$0.00
*Hospitality/Other(see below)								\$0.00
Miscellaneous Total	\$0.00	\$0.00	\$0.00	\$0.00	\$0.00	\$0.00	\$0.00	\$0.00
Per Day Total (A)	\$0.00	\$266.30	\$72.10	\$65.00	\$32.00	\$1,220.91	\$0.00	
Column (A) & (B) must cross total						Total Expenses Above:		\$1,656.31
TMAAR Issued		Subtract payment advances:						
Subtract amounts charged to Dept. Visa #3324								
Subtract amounts charged to Dept. Visa # _____								
Balance owing to member/ Refund to the North Bay Police Service(\$):							1,656.31	
Course Registration to be Invoiced:								

***Explanation of Hospitality/Other Charges:**

personal vehicle travel North Bay to YYG -return, AIR Fare paid by service credit card

Crown Bill Back: Y <input type="checkbox"/>		Itemized Receipts required		Additional Information required for Crown Bill Back	
Prisoner Name	Location	Occurrence #	Escorting Officers	Warrant #	
Departure Date	Departure Time		Return Date	Return Time	
Odometer Start	Odometer Finish				

Submitted By: _____

Date: _____

Advance Request ☐

Approved by Supervisor: _____

Date: _____

Chief's Office Approval: _____

Date: _____

Revised : 2015-05-23



North Bay Police Service Expense Report

Employee Name: W. Scott Tod

Employee/Badge # 5910

Details of Travel, Event or Item: attend OPC March Past

Date(s): 09 December 2022

Investigation Occurrence # _____

Transportation	Sun	Mon	Tues	Wed	Thurs	Fri	Sat	Total (B)
Total Mileage @ .45 /km						\$306.00		\$306.00
Fuel, Oil, Maintenance								\$0.00
Parking & Tolls								\$0.00
Auto Rental								\$0.00
Taxi, Shuttle, Air, Rail, Bus								\$0.00
Transportation Total	\$0.00	\$0.00	\$0.00	\$0.00	\$0.00	\$306.00	\$0.00	\$306.00
Meals & Lodging								
Hotel, (Including Parking, etc)								\$0.00
Breakfast \$12 /day								\$0.00
Lunch \$21.00 /day								\$0.00
Dinner \$32.00 /day						\$32.00		\$32.00
Prisoner Meals								\$0.00
Meals & Lodging Total	\$0.00	\$0.00	\$0.00	\$0.00	\$0.00	\$32.00	\$0.00	\$32.00
Miscellaneous								
Daily Training Allowance								\$0.00
Miscellaneous/Other								\$0.00
Registration								\$0.00
*Hospitality/Other(see below)								\$0.00
Miscellaneous Total	\$0.00	\$0.00	\$0.00	\$0.00	\$0.00	\$0.00	\$0.00	\$0.00
Per Day Total (A)	\$0.00	\$0.00	\$0.00	\$0.00	\$0.00	\$338.00	\$0.00	
Column (A) & (B) must cross total						Total Expenses Above:		\$338.00
TMAAR Issued						Subtract payment advances:		
Subtract amounts charged to Dept. Visa # <u>3324</u>								
Subtract amounts charged to Dept. Visa # _____								
Balance owing to member/ Refund to the North Bay Police Service(\$):								338.00
Course Registration to be Invoiced:								

*Explanation of Hospitality/Other Charges:

Crown Bill Back: Y <input type="checkbox"/>		Itemized Receipts required		Additional information required for Crown Bill Back	
Prisoner Name	Location	Occurrence #	Escorting Officers	Warrant #	
Departure Date	Departure Time		Return Date	Return Time	
Odometer Start	Odometer Finish				

Submitted By: _____

Date: _____

Advance Request ☐

Approved by Supervisor: _____

Date: _____

Chief's Office Approval: _____

Date: _____

Revised : 2015-05-23

January 2023 Board Meeting

Chief's Statistical reporting

1. December 2022 CAD Police Calls for Service Report
2. Weekly crime reports North Bay – December 2022
3. NBPS Mental Health Related Calls for Service – September and October
4. NBPS Domestic Violence Calls for Service – September and October
5. MV Collison report – CROMS December 2022



NORTH BAY POLICE

DECEMBER 2022

MONTHLY CALLS GENERATED & DISPATCHED (CAD)

Calls Generated <small>*Based on create time</small>	DAY SHIFT										NIGHT SHIFT										TOTALS			
	Dispatched 0700-1859hrs	Delayed No Units Available	Pending /Held	Not Dispatched	Cancelled No Units Available	Shift Total	%Of Total	Dispatched 1900-0659hrs	Delayed No Units Available	Pending /Held	Not Dispatched	Cancelled No Units Available	Shift Total	%Of Total	*Report	*No Report	Monthly Total							
	Priority 0 (Extreme)	Priority 1 (High)	Priority 2 (Medium)	Priority 3 (Low)	Priority 4 (Lowest)	Priority 5 (Traffic)	Total Calls Generated	Priority 0	Priority 1	Priority 2	Priority 3	Priority 4	Traffic	Shift Total	% of Total	*Report	*No Report	Monthly Total						
Priority 0 (Extreme)	82	1	0	7	0	90	5.2	57	0	0	5	0	62	6.6	83	69	152							
Priority 1 (High)	243	3	0	325	3	574	32.9	207	3	0	188	0	398	42.3	147	825	972							
Priority 2 (Medium)	164	2	0	61	15	242	13.9	150	3	0	56	2	211	22.4	61	392	453							
Priority 3 (Low)	252	4	3	302	6	567	32.5	128	3	1	81	9	222	23.6	205	584	789							
Priority 4 (Lowest)	14	0	2	188	10	214	12.3	6	1	2	38	1	48	5.1	123	139	262							
Priority 5 (Traffic)	59	0	0	0	0	59	3.4	127	0	0	0	0	127	13.5	9	177	186							
Total Calls Generated	814	10	5	883	34	1,746	100.0	675	10	3	368	12	1,068	100.0	628	2186	2,814							
Calls	DAY SHIFT										NIGHT SHIFT										TOTALS			
Dispatched <small>*Based on dispatch time</small>	Priority 0	Priority 1	Priority 2	Priority 3	Priority 4	Traffic	Shift Total	%Of Total	Priority 0	Priority 1	Priority 2	Priority 3	Priority 4	Traffic	Shift Total	% of Total	*Report	*No Report	Monthly Total					
Zone 1	24	91	70	78	5	29	297	37.7	14	82	65	42	3	49	255	35.4	124	428	552					
Zone 2	23	58	36	40	1	10	168	21.3	10	39	34	32	2	11	128	17.8	98	198	296					
Zone 3	11	22	12	37	3	4	89	11.3	11	23	22	19	0	18	93	12.9	57	125	182					
Zone 4	13	32	16	35	0	3	99	12.6	7	36	19	15	2	10	89	12.3	62	126	188					
Zone 5	11	36	23	49	3	13	135	17.1	16	37	22	40	2	39	156	21.6	102	189	291					
Zone 6	0	0	0	0	0	0	0	0.0	0	0	0	0	0	0	0	0.0	0	0	0					
Other/Missing	0	0	0	0	0	0	0	0.0	0	0	0	0	0	0	0	0.0	0	0	0					
Total Calls Dispatched	82	239	157	239	12	59	788	100.0	58	217	162	148	9	127	721	100.0	443	1066	1,509					
Call Type Categories	DAY SHIFT										NIGHT SHIFT										TOTALS			
	Calls Generated					Calls Dispatched					Calls Generated					Calls Dispatched					Calls Generated			
	Total	Percent	Total	Percent	Total	Percent	Total	Percent	Total	Percent	Total	Percent	Total	Percent	Total	Percent	Total	Percent	Total					
Domestic	28	1.6	27	3.4	24	2.2	21	2.9	52	1.8	48	3.2												
Property	151	8.6	59	7.5	48	4.5	36	5.0	199	7.0	95	6.3												
Social Disorder	417	23.7	283	35.9	330	30.8	283	39.3	747	26.4	566	37.5												
Violent	48	2.7	37	4.7	16	1.5	18	2.5	64	2.3	55	3.6												
Traffic	59	3.4	59	7.5	127	11.9	127	17.6	186	6.6	186	12.3												
Other	1,058	60.1	323	41.0	525	49.1	236	32.7	1,583	55.9	559	37.0												
Total	1,761	100	788	100	1,070	100	721	100	2,831	100	1,509	100												


DAY SHIFT

NIGHT SHIFT

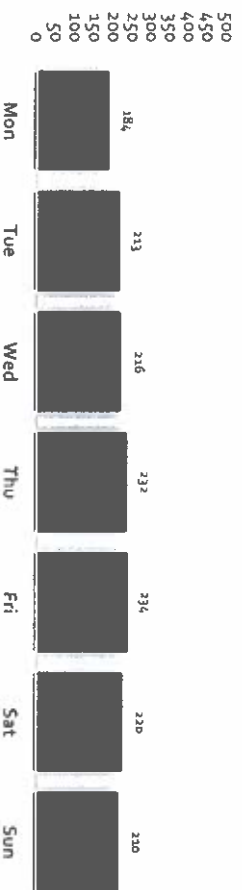
Dispatched		Not Dispatched		Dispatched		Not Dispatched	
Call Type	Total	Call Type	Total	Call Type	Total	Call Type	Total
Unwanted person	79	911 call	329	Routine traffic stop	124	911 call	168
MVC	56	Escort	108	Routine traffic stop	87	Execute warrants	27
Routine traffic stop	52	MVC	63	Person stop	41	Alarm	26
Person welfare	49	Theft	62	Suspicious person	34	Unwanted person	18
Mental health act	34	Property related	29	Person welfare	33	Theft	14
Suspicious person	31	Traffic complaint	27	911 call	22	Noise complaint	12
Theft	31	Unwanted person	27	Alarm	22	Police assistance	10
Domestic	27	Police information	26	Ambulance Assist	21	Towed vehicle	10
Traffic complaint	27	Alarm	24	Disturb the peace	21	Person welfare	9
Police information	25	Police assistance	24	Domestic	21	Police information	9
Att/thr suicide	24	Execute warrants	20	Police information	20	Fail to appear	8
Execute warrants	22	Suspicious person	17	MVC	19	Drug offences	5
Disturb the peace	21	Person welfare	15	Traffic complaint	19	Bail violations	5
Ambulance Assist	20	Bail violations	14	Bail violations	15	MVC	5
Community services	20	Fraud	14	Mental health act	15	Disturb the peace	4
Alarm	19	Suspicious incident	13	Community services	14	Property related	4
Person stop	19	Drug offences	11	Police assistance	14	Suspicious person	4
Assault	18	Breach of peace	11	Theft	14	Trespass to prop	4
Bail violations	18	Mental health act	10	Harassment	13	Animal complaint	3
Harassment	14	Mischief	8	Break & enter	11	Community services	3
911 call	13	Ambulance Assist	7	Noise complaint	11	Mental health act	3
Suspicious incident	13	Neighbour dispute	5	Suspicious incident	11	Traffic complaint	3
Family dispute	12	Trouble with youth	5	Att/thr suicide	10	Suspicious incident	3
Mischief	12	Animal complaint	4	Threats	9	Traffic complaint	3
Escort	11	Community services	4	Drug offences	8	Ambulance Assist	2
Missing person	11	Fail to appear	4	Assault	7	Domestic	2
Threats	11	Noise complaint	4	Family dispute	7	Harassment	2
Sudden death	9	Sexual assault	4	Suspicious vehicle	7	Insecure premise	2
Fraud	8	Towed vehicle	4	Execute warrants	6	Breach of peace	2
Break & enter	7	Trespass to prop	4	Mischief	6	Break & enter	1
Police assistance	7	Assault	3	Landlord tenant	5	Breach of probation	1
Property related	7	Landlord tenant	3	L/A	4	Child abuse	1
Weapons	7	Missing person	3	Missing person	4	Escort	1
Neighbour dispute	6	Abandoned vehicle	3	Sudden death	4	Fraud	1
Animal complaint	5	Assist children's aid	2	Escort	3	Landlord tenant	1
Drug offences	5	Child abuse	2	Neighbour dispute	3	Missing person	1
Property check	4	Domestic	2	Property related	3	Neighbour dispute	1
Trespass to prop	4	Family dispute	2	Towed vehicle	3	Other provincial	1
Landlord tenant	3	Harassment	2	Trouble with youth	3	Property check	1
Traffic enforcement-HTA	3	Phone calls	2	Abandoned vehicle	2	Suspicious vehicle	1
Assist children's aid	2	Sudden death	2	Animal complaint	2		
Dangerous conditions	2	Suspicious vehicle	2	Assist children's aid	2		
Noise complaint	2	Breach of probation	1	Fraud	2		
Breach of peace	2	Debris/animal on road	1	Traffic enforcement-HTA	2		
R.I.D.E.	2	Disturb the peace	1	Unknown trouble	2		
Traffic control	2	Fire	1	Weapons	2		
Trouble with youth	2	Insecure premise	1	Arson	2		
Child abuse	1	Breach of probation	1	Fire	1		
Child custody	1	Other provincial	1	Breach of probation	1		
Extortion	1	Property check	1	Insecure premise	1		
Indecent acts	1	Shoplift	1	Missing person loc	1		
Insecure premise	1	Stolen vehicle	1	Breach of peace	1		
L/A	1	Threats	1	R.I.D.E.	1		
Sexual assault	1	Weapons	1	Shoplift	1		
Stolen vehicle	1			Stolen vehicle	1		
Suspicious vehicle	1			Trespass to prop	1		
Unknown trouble	1						
Total 788		Total 932		Total 721		Total 382	

OVERALL STATISTIC TOTALS


Number of Calls Generated by Day of Week



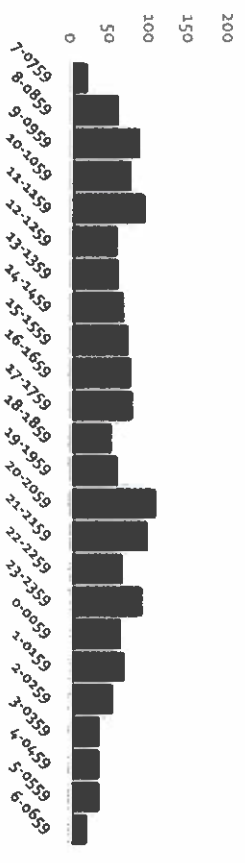
Number of Calls Patrol Dispatched by Day of Week



Number of Calls Generated by Hour of Day



Number of Calls Patrol Dispatched by Hour of Day



Day Shift 62%

Night Shift 38%

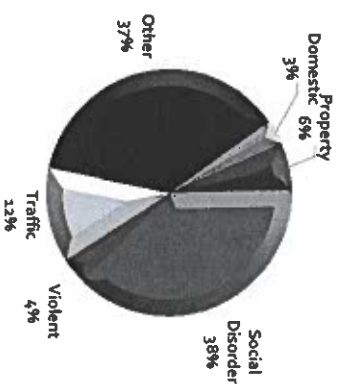
Day Shift 55%

Night Shift 45%

Percent of Calls Patrol Dispatched by Area



Percent of Calls Patrol Dispatched by Category



Total Calls Generated by Type*

911 Call	532
Unwanted Person	211
Route Traffic Stop	176
Motor Vehicle Collision	143
Escort	123
Theft	122
Person Welfare Check	106
Alarm	91
Suspicious Person	86
Police Information	80
Traffic Complaint	76
Execute Warrants	75
Person Stop	60
Mental Health Act	60
Police Assistance	55
Bail Violations	53
Domestic Dispute	52
Ambulance Assistance	50
Disturb The Peace	47
Property Related	44
Suspicious Incident	41
Community Services	41
Attempt Suicide Or Threat Of Suicide	34
Harassment	32
Drug Offences	30
Noise Complaint	29
Assault	28
Mischief	27
Fraud	25
Threats	21
Family Dispute	21
B-E Bus/Res/Oth	19
Towed Vehicle	17
Missing Person	16
Sudden Death	15
Prevent Breach Of Peace	15
Neighbour Dispute	15
Animal Complaint	14
Trespass To Property Act	13
Landlord Tenant Problem	12
Fail To Appear	12
Trouble With Youth	11
Suspicious Vehicle	11
Weapons	10
Property Check	9
Liquor Licence Act	8
Assist Children's Aid	6
Traffic Enforcement-HTA	5
Sexual Assault	5
Insecure Premise	5
Child Abuse	4
Abandoned Vehicle	4
Unknown Trouble	3
Stolen Vehicle	3
R.I.D.E.	3
Public Morals	3
Breach Of Probation	3
Traffic Control	2
Shoplift	2
Phone Calls	2
Other Provincial Statutes	2
Fire	2
Extortion	2
Dangerous Conditions	1
Missing Person Located	1
Indecent Acts	1
Debris/Animal On Roadway	1
Child Custody	1
Atison	1

0 25 50 75 100 125 150 175 200 225 250 275 300 325 350 375 400 425 450 475 500 525 550



NORTH BAY POLICE SERVICE DOMESTIC RELATED CALLS FOR SERVICE

SEPTEMBER 2022
Data Extracted - January 1, 2023
Data Source CAD & Niche RMS

Domestic Related Calls for Service

Total*	Dispatched	Not dispatched	Reportable	Non-Reportable	Total Hours Spent		Average Time per Officer		Dispatch Type	
					Dispatch (hrs)	Hospital (hrs)	Dispatch (Min)	Hospital (Min)	Domestic Dispute	Other
118	106 (89.8%)	12 (10.2%)	100 (84.7%)	18 (15.3%)	294.8	15.1	67.5	60.6	60 (50.8%)	58 (49.2%)

Officers Dispatched			Domestic Calls by # Officers			UCR Status			UCR Classification Type***		
Number of Officers per Incident	Total Dispatched	Percent									
1	17	14.4	8 Ofcs			Not Classified	23 (19.5%)	Aggravated Assault-Lev 3	0 (0.0%)		
2	48	40.7	7 Ofcs			Cleared by charge	42 (35.6%)	Assault w/Weapon-Lev 2	7 (5.9%)		
3	22	18.6	6 Ofcs			Clr other: CSC Ident-no action	2 (1.7%)	Assault-Lev 1	14 (11.9%)		
4	12	10.2	5 Ofcs			Clr other: Dept.	4 (3.4%)	Forcible Confinement	1 (0.8%)		
5	7	5.9	4 Ofcs			Complete - solved (non-criminal)	43 (36.4%)	Sexual Assault	0 (0.0%)		
6	0	0.0	3 Ofcs			Insufficient evidence to proceed	3 (2.5%)	Criminal Harassment	8 (6.8%)		
7	0	0.0	2 Ofcs			Unfounded	1 (0.8%)	Threats	3 (2.5%)		
8+	0	0.0	1 Ofc					Phone calls/Text Related	0 (0.0%)		
								Bail Viol/Breach Probn	21 (17.8%)		
								Mental Health Related	2 (1.7%)		
								Domestic Disturbance	71 (60.2%)		
Total Number of Officers Dispatched	262	100									
						Total	118				



NORTH BAY POLICE SERVICE DOMESTIC RELATED CALLS FOR SERVICE

OCTOBER 2022
Data Extracted - , 2022
Data Source CAD & Niche RMS

Domestic Related Calls for Service

Total*	Dispatched	Not dispatched	Reportable	Non-Reportable	Total Hours Spent		Average Time per Officer		Dispatch Type	
					Dispatch (hrs)	Hospital (hrs)	Dispatch (min)	Hospital (min)	Domestic Dispute	Other
149	121 (81.2%)	28 (18.8%)	106 (71.1%)	43 (28.9%)	342.3	22.6	70.1	79.8	60 (40.3%)	89 (59.7%)

Officers Dispatched			Domestic Calls by # Officers			UCR Status			UCR Classification Type***		
Number of Officers per Incident	Total Dispatched	Percent									
1	19	12.8	8 Ofcs			Not Classified			51 (34.2%)		
2	60	40.3	7 Ofcs			Cleared by charge			26 (17.4%)		
3	25	16.8	6 Ofcs			Clr other Dept.			7 (4.7%)		
4	9	6.0	5 Ofcs			Complete - solved (non-criminal)			54 (36.2%)		
5	6	4.0	4 Ofcs			Insufficient evidence to proceed			7 (4.7%)		
6	1	0.7	3 Ofcs			Unfounded			4 (2.7%)		
7	1	0.7	2 Ofcs						Threats		
8+	0	0.0	1 Ofc						Phone calls/text Related		
Total Number of Officers Dispatched			293			100			Bail Viol/Breach Prob'n		
									Mental Health Related		
									Domestic Disturbance		
									67 (45.0%)		
									Total		
									149		

Domestic with Physical Violence			Domestic with Potential Violence			Domestic Dispute/Disturbance Only			Situation Found Not Domestic***			Not Classified		
11 (7.4%)			4 (2.7%)			35 (23.5%)			31 (20.8%)			51 (34.2%)		
Zone	Total	%	Percent by Zone		Time of Day	Total	%	Number by Time of Day		Weekday	Total	%	Number by Weekday	
1	48	32.2			0000hrs - 0259hrs	6	4.0		Monday	19	12.8		Mon	19
2	19	12.8			0300hrs - 0559hrs	9	6.0		Tuesday	20	13.4		Tue	20
3	22	14.8			0600hrs - 0859hrs	8	5.4		Wednesday	22	14.8		Wed	22
4	22	14.8			0900hrs - 1159hrs	18	12.1		Thursday	17	11.4		Thu	17
5	38	25.5			1200hrs - 1459hrs	23	15.4		Friday	15	10.1		Fri	15
6	0	0.0			1500hrs - 1759hrs	31	20.8		Saturday	21	14.1		Sat	21
Other	0	0.0	1800hrs - 2059hrs	24	16.1	Sunday	35	23.5	Sun	35				
Total	149	100	2100hrs - 2359hrs	30	20.1	Total	149	100						



NORTH BAY POLICE SERVICE MENTAL HEALTH RELATED CALLS FOR SERVICE

SEPTEMBER 2022
Data Extracted - January 1, 2023
Data Source: CAD & MeMo RMS

Mental Health Related Calls for Service

Total	Dispatched	Not Dispatched	Reportable	Non-Reportable	Total Time Spent		Average Time per Officer		UCR Classification*		
					Dispatch (Hrs)	Hospital (Hrs)	Dispatch (Min)	Hospital (Min)	MHA	MHA Other	Not MHA**
119	102 (85.7%)	17 (14.3%)	74 (62.2%)	45 (37.8%)	251.9	67.0	58.4	46.7	26 (21.8%)	37 (31.1%)	56 (47.1%)
Total Number of Officers Dispatched			MHA Calls by # Officers		UCR Status			UCR Classification Type***			
259											
Number of Officers		Total	Percent								
1	10	8.4%	8 Officers	Not Classified							
2	54	45.4%	7 Officers	Cleared by charge							
3	20	16.8%	6 Officers	Cfr other:Dept.							
4	11	9.2%	5 Officers	Complete-solved							
5	5	4.2%	4 Officers	Insufficient evidence to proceed							
6	2	1.7%	3 Officers								
7	0	0.0%	2 Officers								
8+	0	0.0%	1 Officer								
Total Dispatched		102	100	Total							
				119							
				MHA-Mental Health Act							
				MHA-Voluntary Transport Hospital							
				MHA-Attempt Suicide							
				MHA-Threat of Suicide							
				MHA-Gone on arrival							
				POL2-Subject located/Unfounded							
				POL3-Insuffrnt grounds f/Apprehension							
				POL4-Voluntarily Transport Anywhere							
				POL5-Apprehended/Taken to Hospital							
				POL6-Other Mental Illness							
				POL7-Addictions							



NORTH BAY POLICE SERVICE MENTAL HEALTH RELATED CALLS FOR SERVICE

OCTOBER 2022
Data Extracted - January 1, 2023
Data Source: CAD & Niche RMS

Mental Health Related Calls for Service

Total	Dispatched	Not Dispatched	Reportable	Non-Reportable	Total Time Spent	Average Time per Officer	UCR Classification*		
					Dispatch (hrs)	Hospital (hrs)	Dispatch (min)	Hospital (min)	
202	180 (89.1%)	22 (10.9%)	104 (51.5%)	98 (48.5%)	525.9	173.9	67.7	83.5	MHA MHA Other Not MHA**
Total Number of Officers Dispatched					UCR Status				
MHA Calls by # Officers					UCR Classification Type***				

Number of Officers		Total	Percent	UCR Status					
1	22	10.9%	8 Officers	Not Classified	41 (20.3%)	MHA-Mental Health Act	9 (4.5%)		
2	93	46.0%	7 Officers	Cleared by charge	4 (2.0%)	MHA-Voluntary Transport Hospital	1 (0.5%)		
3	36	17.8%	6 Officers	Clr other Dept.	2 (1.0%)	MHA-Attempt Suicide	2 (1.0%)		
4	13	6.4%	5 Officers	Complete-solved	149 (73.8%)	MHA-Threat of Suicide	11 (5.4%)		
5	10	5.0%	4 Officers	Complete-unsolved	1 (0.5%)	POL1-Gone on arrival	6 (3.0%)		
6	3	1.5%	3 Officers	Insufficient evidence to proceed	2 (1.0%)	POL2-Subject located/Unfounded	0 (0.0%)		
7	1	0.5%	2 Officers	Unfounded	2 (1.0%)	POL3-Insuffit grounds f/Apprehension	54 (26.7%)		
8+	2	1.0%	1 Ofc	Vic/Comp declines to proceed	1 (0.5%)	POL4-Voluntarily Transport Anywhere	11 (5.4%)		
Total Dispatched	180	100				POL5-Apprehended/Taken to Hospital	36 (17.8%)		
						POL6-Other Mental Illness	1 (0.5%)		
						POL7-Addictions	1 (0.5%)		
						Total	202		

Zone	Total	%	Percent by Zone	Time of Day	Total	%	Number by Time of Day	Weekday	Total	%	Number by Weekday
1	76	37.6	Zone 1	0000hrs - 0259hrs	13	6.4	0	Monday	35	17.3	0
2	44	21.8	Zone 2	0300hrs - 0559hrs	8	4.0	0	Tuesday	42	20.8	0
3	26	12.9	Zone 3	0600hrs - 0859hrs	11	5.4	0	Wednesday	24	11.9	0
4	20	9.9	Zone 4	0900hrs - 1159hrs	38	18.8	0	Thursday	20	9.9	0
5	36	17.8	Zone 5	1200hrs - 1459hrs	39	19.3	0	Friday	18	8.9	0
6	0	0.0	Zone 6	1500hrs - 1759hrs	32	15.8	0	Saturday	29	14.4	0
Other	0	0.0	Zone 7	1800hrs - 2059hrs	31	15.3	0	Sunday	34	16.8	0
Total	202	100	Zone 8	2100hrs - 2359hrs	30	14.9	0	Total	202	100	0

Mental Health Related Calls with Mobile Crisis Team (MCT) Involvement

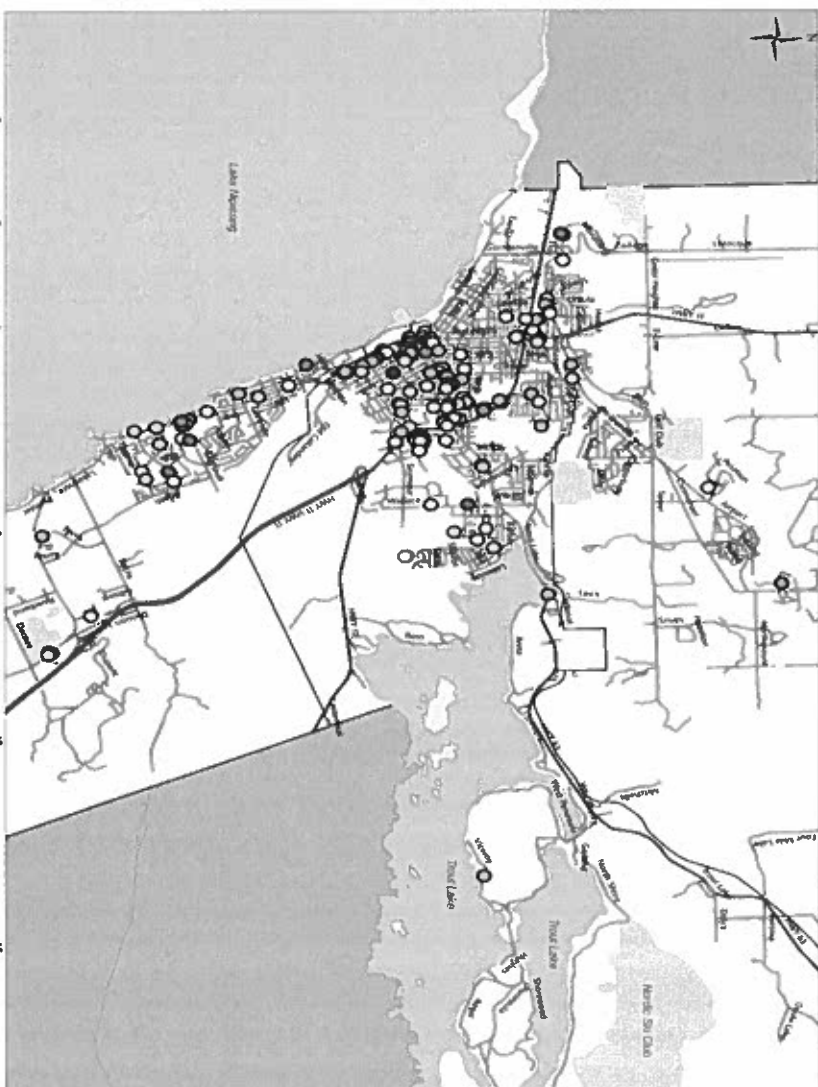
MCT Total Number****	Dispatched	NOT Dispatched	Reportable	Non-Reportable	Dispatch Time (Hrs)	Hospital Time (Hrs)
89	36 (40.4%)	53 (59.6%)	49 (55.7%)	39 (44.3%)	144.0	36.8

Note: This report includes all incidents which were deemed to have a mental health component based on dispatch type, occurrence type and/or UCR classification.
* This section provides an aggregation of UCR Classification types, where MHA refers to calls which were classified 'Mental Health Act' and MHA Other refers to calls classified as Police Assistance (POL1-POL7) where each was operationally defined as having a mental health component by the North Bay Police Service.
** Incidents falling under 'Not MHA' were either not classified or were not given a mental health related UCR code.
*** This section provides UCR Classification types related to Mental Health only. Incidents may have one or more UCR label assigned. For that reason, the total percentage value will not be 100%.
**** Calls for service with Mobile Crisis Team involvement were extracted based on having an 'MCT' code under Occurrence ID in Niche and by having the Mobile Crisis car dispatched to a call.



Weekly Crime Report NORTH BAY - Indicator Overview November 28 to December 4, 2022

Indicators	Last Week Nov21-Nov27 2022	This Week Nov28-Dec4 2022	Percent Change %
Assault	7	5	-28.6
Attempt Murder/Homicide	0	0	0.0
Break & Enter - Business	4	5	25.0
Break & Enter - Residence	4	2	-50.0
Drug Offences	9	14	55.6
Liquor License Act	5	6	20.0
Mischief	3	6	100.0
Other Theft	36	35	-2.8
Recovered Vehicle	2	0	-100
Robbery	0	0	0.0
Suspicious/Unwanted Person	73	88	20.5
Suspicious Vehicle	1	1	0.0
Stolen Vehicle	0	0	0.0
Theft from Vehicle	4	7	75.0
Trouble with Youth	4	0	-100
Total	152	169	11.2
Percent of Total in North Bay	100.0	100.0	



NOTE – This document is the property of the North Bay Police Service. It is for intelligence purposes only and not attached to investigational reports. It should not be reclassified, reproduced, used in whole or in part, or further disseminated outside of your receiving agency without the express permission of the originator.

Category	Last Week Number	Last Week Percent %	This Week Number	This Week Percent %	Percent Change %
Property	53	34.9	55	32.5	3.8
Social Disorder	92	60.5	109	64.5	18.5
Violent	7	4.6	5	3.0	-28.6
Total	152	100.0	169	100.0	11.2

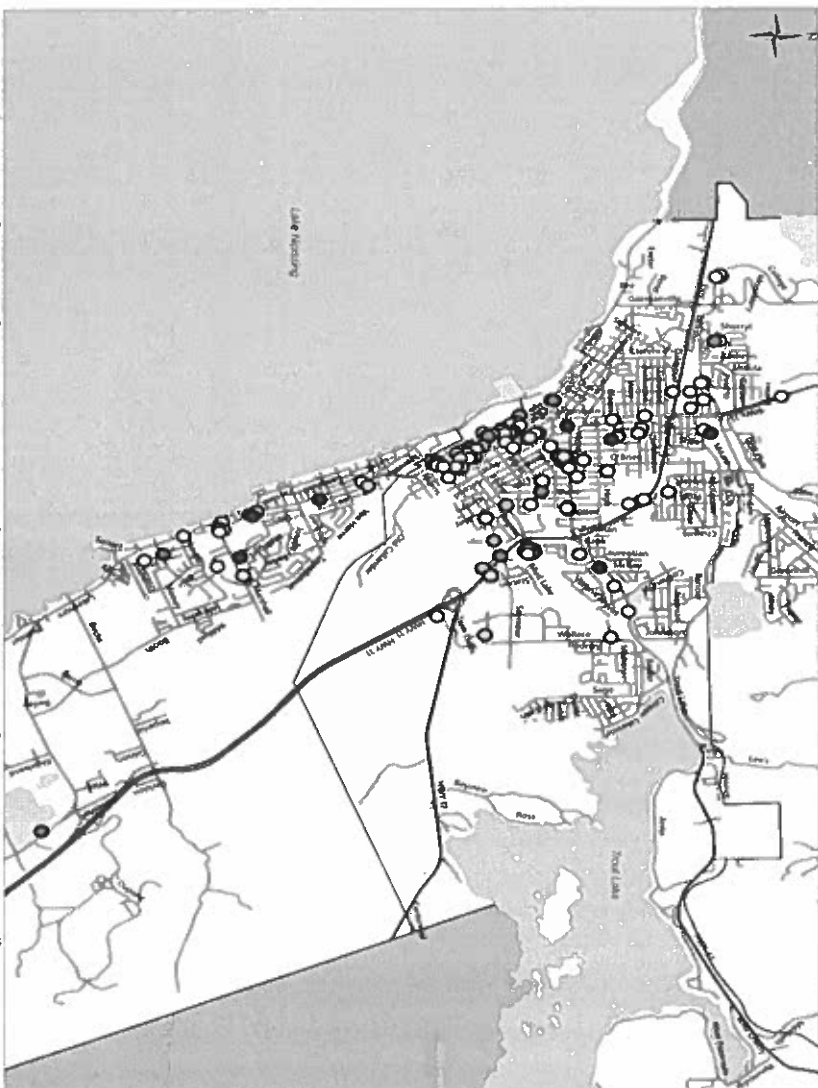


Weekly Crime Report

NORTH BAY - Indicator Overview

December 5 to December 11, 2022

Indicators	Last Week Nov28-Dec4 2022	This Week Dec5-Dec11 2022	Percent Change %
Assault	5	8	60.0
Attempt Murder/Homicide	0	0	0.0
Break & Enter - Business	5	2	-60.0
Break & Enter - Residence	2	2	0.0
Drug Offences	14	8	-42.9
Liquor License Act	6	1	-83.3
Mischief	6	3	-50.0
Other Theft	35	23	-34.3
Recovered Vehicle	0	0	0.0
Robbery	0	0	0.0
Suspicious/Unwanted Person	88	85	-3.4
Suspicious Vehicle	1	2	100.0
Stolen Vehicle	0	1	100.0
Theft from Vehicle	7	4	-42.9
Trouble with Youth	0	0	0.0
Total	169	139	-17.8
Percent of Total in North Bay	100.0	100.0	



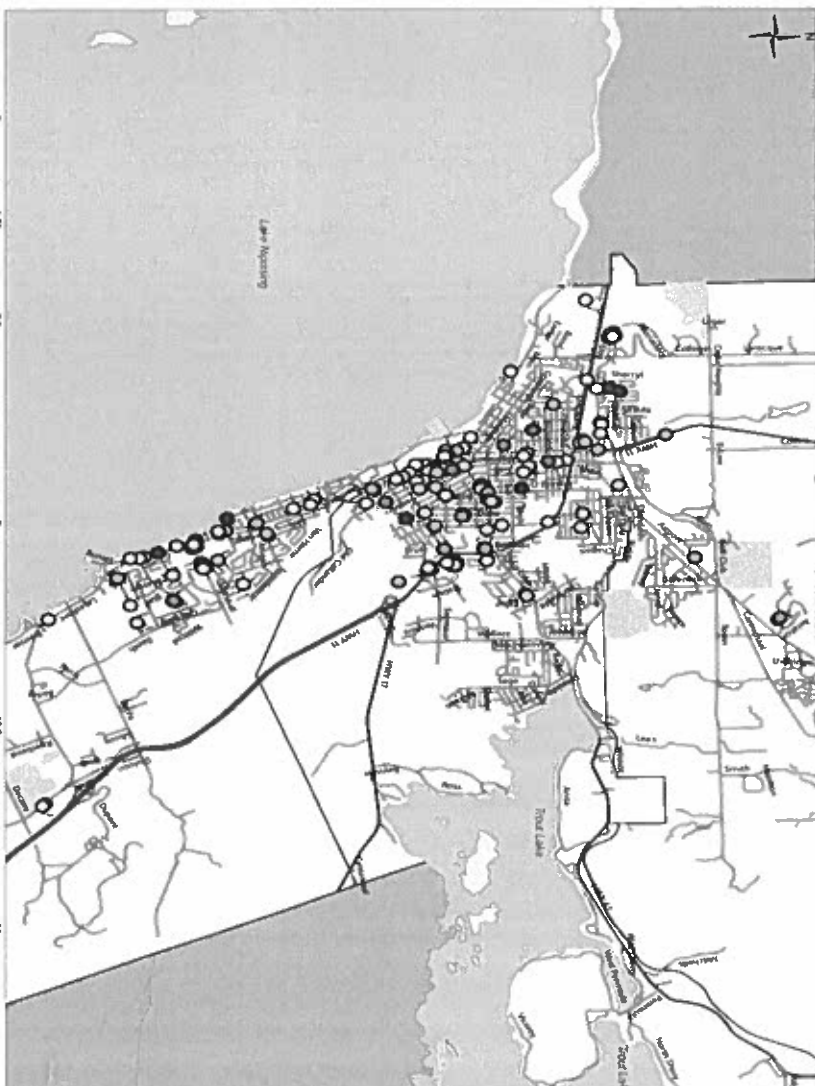
NOTE – This document is the property of the North Bay Police Service. It is for intelligence purposes only and not attached to investigational reports. It should not be reclassified, reproduced, used in whole or in part, or further disseminated outside of your receiving agency without the express permission of the originator.

Category	Last Week Number	Last Week Percent %	This Week Number	This Week Percent %	Percent Change %
Property	55	32.5	35	25.2	-36.4
Social Disorder	109	64.5	96	69.1	-11.9
Violent	5	3.0	8	5.8	60.0
Total	169	100.0	139	100.0	-17.8



Weekly Crime Report NORTH BAY- Indicator Overview December 12 to December 18, 2022

Indicators	Last Week Dec5-Dec11 2022	This Week Dec12-Dec18 2022	Percent Change %
Assault	8	13	62.5
Attempt Murder/Homicide	0	1	100.0
Break & Enter - Business	2	1	-50.0
Break & Enter - Residence	2	1	-50.0
Drug Offences	8	14	75.0
Liquor License Act	1	2	100.0
Mischief	3	8	166.7
Other Theft	23	30	30.4
Recovered Vehicle	0	0	0.0
Robbery	0	0	0.0
Suspicious/Unwanted Person	85	83	-2.4
Suspicious Vehicle	2	3	50.0
Stolen Vehicle	1	0	-100
Theft from Vehicle	4	4	0.0
Trouble with Youth	0	6	100.0
Total	139	166	19.4
Percent of Total in North Bay	100.0	100.0	



NOTE – This document is the property of the North Bay Police Service. It is for intelligence purposes only and not attached to investigational reports. It should not be reclassified, reproduced, used in whole or in part, or further disseminated outside of your receiving agency without the express permission of the originator.

Category	Last Week Number	Last Week Percent %	This Week Number	This Week Percent %	Percent Change %
Property	35	25.2	44	26.5	25.7
Social Disorder	96	69.1	108	65.1	12.5
Violent	8	5.8	14	8.4	75.0
Total	139	100.0	166	100.0	19.4



Weekly Crime Report NORTH BAY - Indicator Overview December 26 to January 1, 2023

Indicators	Last Week Dec19-Dec25 2022	This Week Dec26-Jan1 2023	Percent Change %
Assault	7	5	-28.6
Attempt Murder/Homicide	0	0	0.0
Break & Enter - Business	2	0	-100
Break & Enter - Residence	5	3	-40.0
Drug Offences	7	4	-42.9
Liquor License Act	7	5	-28.6
Mischief	2	3	50.0
Other Theft	19	21	10.5
Recovered Vehicle	0	0	0.0
Robbery	0	1	100.0
Suspicious/Unwanted Person	46	60	30.4
Suspicious Vehicle	3	0	-100
Stolen Vehicle	0	0	0.0
Theft from Vehicle	2	1	-50.0
Trouble with Youth	0	0	0.0
Total	100	103	3.0
Percent of Total in North Bay	100.0	100.0	



NOTE - This document is the property of the North Bay Police Service. It is for intelligence purposes only and not attached to investigational reports. It should not be reclassified, reproduced, used in whole or in part, or further disseminated outside of your receiving agency without the express permission of the originator.

Category	Last Week Number	Last Week Percent %	This Week Number	This Week Percent %	Percent Change %
Property	30	30.0	28	27.2	-6.7
Social Disorder	63	63.0	69	67.0	9.5
Violent	7	7.0	6	5.8	-14.3
Total	100	100.0	103	100.0	3.0



Accident
Support Services International Ltd.

North Bay Police Service

December 1st – 31st 2022

with Comparison to December 1st – 31st 2021

Monthly Report

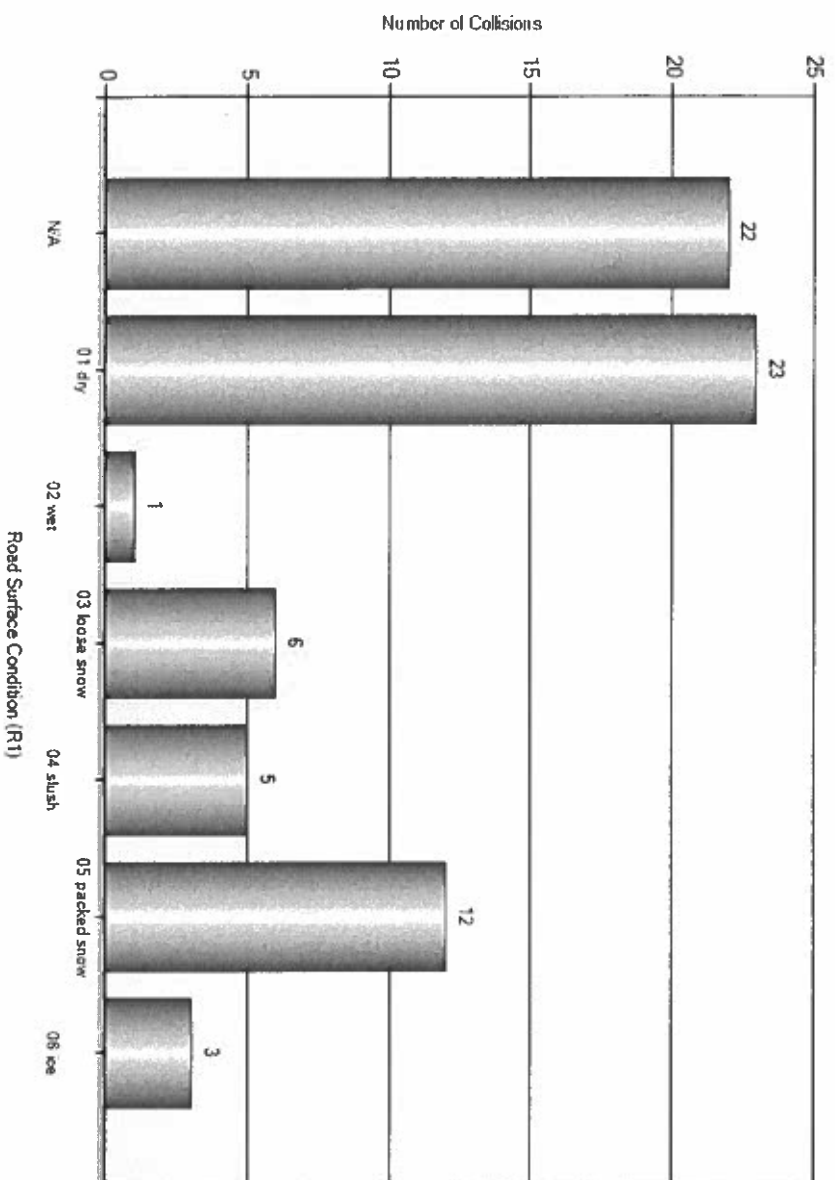


Collision Totals Compared to Previous Year

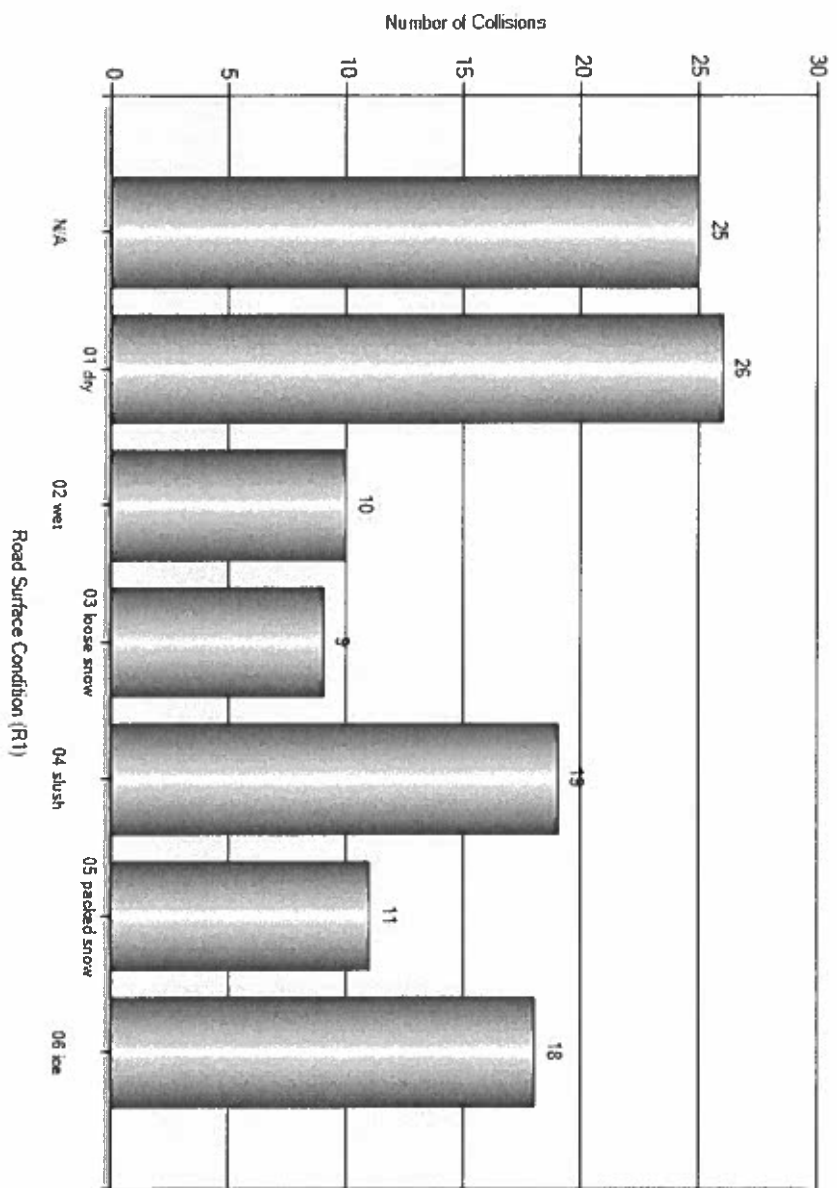
Month	Present Year	Previous Year	Gain/Loss	Gain/Loss %Over Previous Year	% of Total Present Year	% of Total Previous Year	Gain/Loss of %
Driveable	95	163	-68	-41.72%	86.4%	85.8%	0.6%
Tows	15	27	-12	-44.44%	13.6%	14.2%	-0.6%
Total Vehicles	110	190	-80	-42.11%	100%	100%	
On Scene Parties	0	59	-59	-100.00%	0.0%	31.1%	-31.1%
Self Reports Parties	110	131	-21	-16.03%	100.0%	68.9%	31.1%
Injuries	5	12	-7	-58.33%	4.5%	6.2%	-1.6%
Total Self Reported Collisions	73	81	-8	-9.88%	100.0%	71.7%	28.3%
Total On Scene Collisions	0	32	-32	-100.00%	0.0%	28.3%	-28.3%
Total Collisions	73	113	-40	-35.40%	100.0%	100.0%	0.0%

DECEMBER		2022	2021
Collisions Involving Alcohol or Drugs		0	3
35/36 Driver Condition is one of 02 had been drinking, 03 ability impaired, alcohol (over .08), 04 ability impaired, alcohol, 05 ability impaired, drugs			
Pedestrians		0	2
Cyclists		0	0

Road Surface Conditions Current Year



Road Surface Conditions Previous Year



Top Intersections Current Year

Accident Location	Incidents	Parties	Injuries	% Injuries
CLARENCE ST & NORWOOD AVE	2	3	0	0.00
LAURENTIAN AVE & TROUT LAKE RD	2	3	0	0.00
1ST AVE E & WYLD ST	1	2	0	0.00
850 MCKEOWN AVE & EXIT	1	2	0	0.00
AIRPORT RD & ALGONQUIN AVE	1	2	0	0.00
ALGONQUIN AVE & NORWOOD AVE	1	2	0	0.00
BEAVER CRESCENT & MULLIGAN ST	1	2	0	0.00
DOUGLAS ST & FRONT ST	1	2	0	0.00
FISHER ST & HWY 17	1	2	1	50.00
FRASER ST & MCINTYRE ST W	1	2	0	0.00
FRASER ST & PRINCESS ST W	1	2	0	0.00
GORMANVILLE RD & MCKEOWN AVE	1	2	0	0.00
HIGH ST & O BRIEN ST	1	2	0	0.00
HOWARD AVE & LAKESHORE DR	1	2	0	0.00
JOHN ST & WORTHINGTON ST E	1	2	0	0.00
MAIN ST E & OAK ST E	1	2	0	0.00
MARSHALL AVE E & MULLIGAN ST	1	2	0	0.00
MILANI RD & O BRIEN ST	1	2	0	0.00
OAK ST E & REGINA ST	1	2	0	0.00
CARTIER ST & MCKEOWN AVE	1	1	0	0.00
TOTALS:	22	41	1	

Top Intersections Previous Year

Accident Location	Incidents	Parties	Injuries	% Injuries
CONNAUGHT AVE & TROUT LAKE RD	4	7	0	0.00
LAKESHORE DR & MARSHALL AVE E	4	6	0	0.00
ALGONQUIN AVE & FRONT ST	3	6	1	16.67
FISHER ST & WORTHINGTON ST E	2	5	0	0.00
CHAMPLAIN ST & MCKEOWN AVE	2	4	0	0.00
FISHER ST & MAIN ST E	2	4	0	0.00
LAURENTIAN AVE & TROUT LAKE RD	2	4	0	0.00
GERTRUDE ST & LAKESHORE DR	2	3	0	0.00
AIRPORT RD & O BRIEN ST	1	3	0	0.00
1272 ALGONQUIN AVE & ALGONQUIN AVE	1	2	0	0.00
400 BLOCK ALGONQUIN AVE & JANE ST	1	2	0	0.00
406 LAKESHORE DR & LAKESHORE DR	1	2	0	0.00
ALGONQUIN AVE & MAPLEWOOD AVE	1	2	0	0.00
ATHLONE ST & CLARENCE ST	1	2	0	0.00
BANK ST & TROUT LAKE RD	1	2	1	50.00
BIRCHS RD & LAKESHORE DR	1	2	0	0.00
CARMICHAEL DR & LITTLE DOWN LN	1	2	0	0.00
CASSELLS ST & MCINTYRE ST W	1	2	0	0.00
CHIPPewa ST W & HIGH ST	1	2	0	0.00
CONNAUGHT AVE & ROMEO CT	1	2	1	50.00
TOTALS:	33	64	3	